

New Premium Standard Series

SLIT LAMP SL-500/SL-203/SL-102

SL-500 SPECIFICATION

MICROSCOPE	Type	Binocular, Galilean-type, 5step drums rotation	
	Conversion	12 degrees	
	Eyeieces	12.5x High-Eyepoint	
	Filter	Yellow filter	
	Total Magnification	6x, 10x, 16x, 25x, 40x	
	Field of View	φ37, φ23, φ14.6, φ9.5, φ5.9mm	
	Pupillary Distance	52mm to 80mm	
	Diopter Adjustment Range	-7D to +7D	
Base	Side Shift	100mm	
	Depth Shift	100mm	
	Height Shift	29mm	
Chin-rest	Height Shift	80mm	
	Fixation Target	Red LED	
ILLUMINATION SYSTEM	Slit Width	0 to 15mm, continuous	
	Slit Height	0 to 15mm, continuous	
	Diaphragm Sizes	φ0.2, φ1, φ3, φ5, φ8, φ15mm	
	Rotation	0 to 180 degrees	
	Filters	Cobalt blue, 50%ND, Heat absorption, Green(Red-Free)	
	Light Source (Bulb)	12V 30W Halogen lamp	
Power Consumption		60VA	
Size	Weight	23kg	
	Dimensions	550mm (W) x 430mm (D) x 780mm (H)	

SL-203/102 SPECIFICATION

	SL-203	SL-102	
MICROSCOPE	Type	Galilean-type	Greenough-type
	Magnification Changing Method	5step drums rotation	2-position lever
	Eyeieces	15x	10x, 16x
	Total Magnification	6x, 10x, 16x, 25x, 40x	10x, 16x, 25.6x
	Field of View	6~37mm	10~18mm
	Pupillary Distance	50~80mm	55~80mm
	Diopter Adjustment Range	-7D to +7D	-8D to +8D
	Base	Side Shift	100mm
Depth Shift		100mm	
Height Shift		29mm	
Chin-rest	Height Shift	80mm	
	Fixation Target	Red LED	
ILLUMINATION SYSTEM	Slit Width	0 to 15mm, continuous	
	Slit Height	0 to 15mm, continuous	
	Diaphragm Sizes	φ0.2, φ1, φ3, φ5, φ8, φ15mm	
	Rotation	0 to 180 degrees	
	Filters	Cobalt blue, 50%ND, Heat absorption, Green	
	Light Source (Bulb)	12V 30W Halogen lamp	
Power Consumption		40VA	
Size	Weight	18.5 kg	18 kg
	Dimensions	550mm (W) x 400mm (D) x 782mm (H)	

SL-500

Standard Accessories

- Operation Manual
- Power Cable
- Dust Cover
- Chin-rest Paper
- Halogen Lamp
- Mirror
- Test Bar
- Light Guide
- Hand Rest

SL-500

Optional Parts

- Beam Splitter
- C-mount
- CCD Camera
- Observation Tube
- Hruby lens attachment
- Applanation Tonometer

SL-203 / SL-102

Standard Accessories

- Operation Manual
- Power Cable
- Dust Cover
- Chin-rest Paper
- Halogen Lamp
- Mirror
- Test Bar

SL-203

Optional Parts

- Beam Splitter
- C-mount
- CCD Camera
- Observation Tube
- Eye piece W/Yellow Filter
- Hruby lens attachment
- Applanation Tonometer

SL-102

Optional Parts

- Hruby lens attachment
- Applanation Tonometer

**SHIN-NIPPON**  
by **Rexxam**



Upgraded illumination system.  
New Premium Standard Series

New Premium Standard Series

SLIT LAMP

SL-500

SL-203/ SL-102

Manufacturer



**Ohira Co.,Ltd.**  
629-961 Niiborishinden, Minamiuonuma,  
Niigata, 949-7135, Japan

Design and specifications are subject to change without notice.

Distributed by

**Rexxam**  
Rexxam Co.,Ltd.

Contact  
MEC Sales Division  
2-8-4, Kandatsukasa-machi, Chiyoda-ku Tokyo, 101-0048, Japan  
TEL 81-3-3256-7701 FAX 81-3-3256-7702  
E-mail: eye@rexam.co.jp URL: http://www.rexxam.co.jp URL: http://www.shin-nippon.jp

Printed in Japan I-140101

# New Premium Standard Series


## Upgraded illumination system! Brighter and more user-friendly.

### SL-500

Newly designed wide-field optics, high-tech illumination for ease of use. Every specification and function perfect for daily eye exams. The new generation of Slit Lamp.

#### Convergence Optics

12degree convergence optics for easy image fusion. Newly designed optical alignment affording wider visibility in the eyepiece.



#### Built-In Yellow Filter

Internal yellow filter may be conveniently switched in/out quickly for fluorescein techniques.



5 STEP MAGNIFICATION MODEL

(x6, x10, x16, x25, x40)

#### Expanded Slit Width & Height

A wider slit width & longer slit height capability are attractive features when combined with our new wide field optics. Slit width: 0-15mm Slit height : 0-15mm

#### Background illumination/Diffuser

Flexible background illumination and a diffuser that can be easily deployed, e.g. when shooting.



#### Improved Working Distance

Forward and back slit lamp movement is increase up to 100mm allowing retinal exams with diagnostic and therapeutic fundus lenses.



100mm

#### Wide Field & High Eye point Eyepiece Design



With our newly created wide field optics, we have successfully increased the actual field of view. Wider fields of view as 37, 23, 14.6, 9.5 & 5.9 mm are achieved. With the new high-point eyepiece feature, eye exams are performed in a more natural, comfortable manner.

#### Centralized Control



Joystick with camera shutter control button, brightness control knob and locking control knob, routinely used functions all conveniently Localized in the joystick area for efficient, confident slit lamp control.

### SL-203

The acclaimed SL-203 is now upgraded (a stereotype eye lens tube). Equipped with the same illumination system as the SL-500. The main unit can now slide up to 100 mm, which makes the device brighter and more user-friendly. Customizable in various ways to meet your needs, e.g. allowing a digital camera to be added to the basic function.

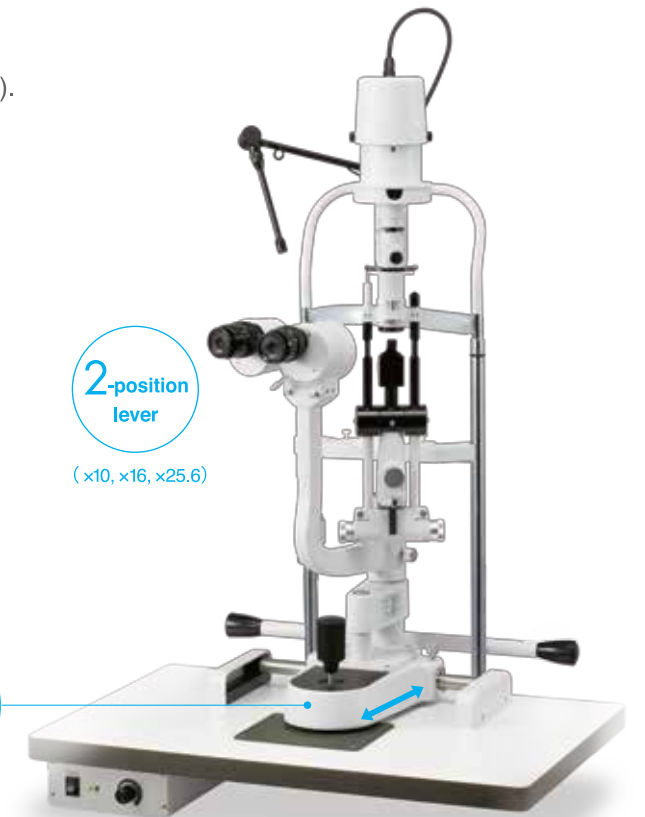

5 STEP MAGNIFICATION MODEL

(x6, x10, x16, x25, x40)

2-position lever

(x10, x16, x25.6)

100<sub>m/m</sub> Slit lamp movement



### SL-102

The simple and easily operable SL-102 Also with upgraded illumination system and expande

## DIGITAL CAMERA SYSTEM

Digital Camera System "Pro-Pix DC-200" is available as an option for Model: SL-500 and SL-203.

